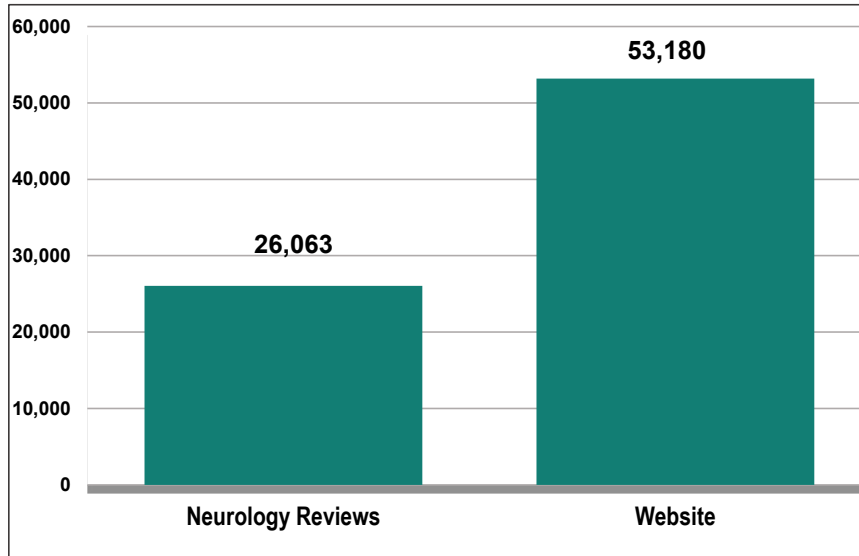


CONSOLIDATED MEDIA REPORT
B2B Media
6 months ended July 31, 2024

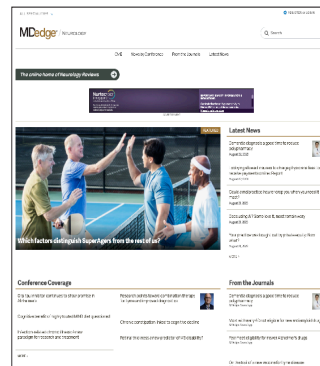

TOTAL AVERAGE GROSS CONTACTS **79,243**




EXECUTIVE SUMMARY		
Channels	Contacts	Period
Neurology Reviews Total Qualified Circulation	26,063	6 months ended July 31, 2024
Website Activity Page Impressions Visits Unique Browsers	96,302 71,985 53,180	6 months ended July 31, 2024

Website Activity = Avg Monthly

Gross data are contained in this Consolidated Media Report. There was no attempt made to eliminate any duplication that may exist.





6 months ended July 31, 2024
Subject to Audit

Field Served:
NEUROLOGY REVIEWS serves physicians and osteopathic physicians specializing in Neurology as well as a limited number of other specialties. Also served are nurse practitioners and physician assistants.

TOTAL AVERAGE QUALIFIED NONPAID CIRCULATION	26,063
AVERAGE QUALIFIED NONPAID CIRCULATION	
Qualified Nonpaid Individual - Print	26,063
Total Average Qualified Nonpaid Circulation	26,063

AVERAGE NONQUALIFIED CIRCULATION	
Nonqualified Allocated for Shows & Conventions - Print	50
Nonqualified Miscellaneous, Including Staff Copies - Print	936
Total Average Nonqualified Circulation	986

CIRCULATION BY ISSUES		Qualified Nonpaid - Print
Issue		
Mar		26,458
Apr		26,573
May		26,277
Jun		25,805
Jul		25,204

BUSINESS ANALYSIS

Classification by Business & Industry			Total	%	Qualified Nonpaid - Print	Major Professional Activity For The United States							
						Patient Care					Other Professional Activity	Osteopathic Physicians	
						Office Based Practice	Hospital Based Practice			Semi-Retired			Total Patient Care
							Residents	Full Time Hospital Staff	Total Hospital Based				
1.	CN	Clinical Neurophysiology	502	2.0	502	418	2	77	79		497	5	
2.	ENR	Endovascular Surgical Neuroradiology	13	0.1	13	8		5	5		13		
3.	EPL	Epilepsy	142	0.6	142	115	1	23	24		139	3	
4.	FP	Family Practice	1,346	5.3	1,346	1,053		55	55		1,108	16	222
5.	GP	General Practice	45	0.2	45	36		5	5		41		4
6.	HPN	Hospice & Palliative Medicine (Psych & Neurology)	1	0.0	1			1	1		1		
7.	IM	Internal Medicine	1,081	4.3	1,081	934		77	77		1,011	21	49
8.	NDN	Neurodevelopmental Disabilities	22	0.1	22	13	1	6	7		20	2	
9.	N	Neurology	15,716	62.4	15,716	8,504	3,258	1,718	4,976		13,480	1,113	1,123
10.	CHN	Neurology, Child	2,063	8.2	2,063	988	705	301	1,006		1,994	31	38
11.	NMN	Neuromuscular Medicine	77	0.3	77	58	1	12	13		71	6	
12.	RNR	Neuroradiology	772	3.1	772	604		161	161		765	7	
13.	SMN	Sleep Medicine (Psych & Neurology)	22	0.1	22	21		1	1		22		
14.	NS	Neurological Surgery	1,261	5.0	1,261	1,015		226	226		1,241	20	
15.	NSP	Pediatric Surgery (Neurology)	9	0.0	9	6		3	3		9		
16.	VN	Vascular Neurology	336	1.3	336	275	2	34	36		311	6	19
		Total Copies to Physicians	23,408	92.9	23,408	14,048	3,970	2,705	6,675		20,723	1,230	1,455
17.	NP	Neurology - Nurse Practitioners	920	3.7	920								
18.	PA	Neurology - Physician Assistants	876	3.5	876								
		Total Qualified Circulation	25,204	100.0	25,204								
		Percent	100.0		100.0								

SOURCE ANALYSIS					
Source	Qualified Within				
	1 Year	2 Year	3 Year	Total	Percent
Total Direct Request From Recipient					
Total Direct Request From Recipient's Company					
Total Communication Other Than Request					
Membership Benefit					
Business Directories					
Lists	24,284			24,284	96.4
Acquired Circulation					
Other Sources	920			920	3.7
Total Qualified Subscriptions	25,204			25,204	100.0
Percent	100.0			100.0	

MAILING ADDRESS ANALYSIS		
	Qualified Nonpaid - Print	Percent
Individual by Name and Title and/or Occupation	25,204	100.0
Individual by Name Only		
Title or Occupation Only		
Company Name Only		
Multicopy Same Addressee		
Total Qualified Subscriptions	25,204	100.0
Total Qualified Circulation	25,204	100.0

GEOGRAPHIC ANALYSIS	
State	Qualified Nonpaid - Print
Alabama	380
Arizona	502
Arkansas	188
California	2,659
Colorado	423
Connecticut	351
Delaware	66
District of Columbia	154
Florida	1,682
Georgia	688
Idaho	66
Illinois	975
Indiana	398
Iowa	208
Kansas	214
Kentucky	361
Louisiana	348
Maine	79
Maryland	612
Massachusetts	1,032
Michigan	861
Minnesota	497
Mississippi	181
Missouri	599
Montana	78
Nebraska	143
Nevada	145
New Hampshire	91
New Jersey	651
New Mexico	117
New York	2,159
North Carolina	672
North Dakota	51
Ohio	1,053
Oklahoma	213
Oregon	275
Pennsylvania	1,276
Rhode Island	95
South Carolina	294
South Dakota	60
Tennessee	504
Texas	1,742
Utah	245
Vermont	59
Virginia	576
Washington	458
West Virginia	139
Wisconsin	453
Wyoming	24
TOTAL 48 CONTERMINOUS STATES	25,097
Alaska	26
Hawaii	81
TOTAL ALASKA & HAWAII	107
Single Copy Sales	
U.S. Unclassified	
TOTAL UNITED STATES	25,204
Poss. & Other Areas	
U.S. & POSS., etc.	25,204
Canada	
International	
Military or Civilian Personnel Overseas	
Total International	
E-mail Address Only	
Other Unclassified	
GRAND TOTAL	25,204

CHANNEL PROFILES

WEBSITE ACTIVITY - www.mdedge.com/neurology

Month	Page Impressions	Visits	Unique Browsers
February	77,168	54,946	44,049
March	149,604	108,801	78,894
April	68,077	50,824	39,062
May	88,218	68,264	49,443
June	77,556	60,809	44,749
July	117,187	88,267	62,883

NOTES

Definition of Recipient Qualification:

Qualified recipients are physicians and osteopathic physicians in the following specialties: Neurology, Child Neurology, Family Practice, General Practice, Hospice & Palliative Medicine (Psych & Neurology), Internal Medicine, Neuroradiology, Epilepsy, Clinical Neurophysiology, Endovascular Surgical Neuroradiology, Neurodevelopmental Disabilities, Neuromuscular Medicine, Sleep Medicine (Psych & Neurology), Neurological Surgery, Pediatric Surgery (Neurology), Vascular Neurology, and nurse practitioners and physician assistants.

Rounding %: Due to rounding, percentages may not always add up to 100%.

Lists: Represent copies served to subscribers obtained from American Medical Association, American Osteopathic Association, and American Academy of Physician Assistants.

Other Sources: Represent copies served to subscribers obtained from MMS Nurse Practitioners.

Analyzed Issue: The information in Business Analysis; Source Analysis; Mailing Address Analysis; and Geographic Analysis is from an analysis of the July issue.

Total Average Gross Contacts Include: Qualified Circulation and Unique Browsers.

Website Data Source: Adobe Analytics.

Website Domains: Domains included in website traffic: www.mdedge.com/neurology.

Unique Browsers: This site uses the cookie-based measurement method to count unique browsers. If cookies are not accepted, then the IP address & user-agent in combination method is used to measure unique browsers.

Page Impressions: The combination of one or more files presented to a browser as a single document as a result of a single request received by the server, recorded as late as possible in the process of delivery of the content to the user's browser. One request by a browser should result in one page impression reported.

Visits: A series of interactions with a site by a unique browser or user (if registration-based or a panel participant) without 30 minutes of inactivity.

We certify that to the best of our knowledge all data set forth in this Publisher's Statement are true and report circulation in accordance with Alliance for Audited Media's Bylaws and Rules.

Frequency: 11 times per year
Format: Tabloid

Established: 1993
AAM Member Since: 2001
Member #: 06-3009-5
SRDS: H23

Parent Company: Frontline Medical Communications Inc.

Published by:
Frontline Medical Communications Inc.
283-299 Market Street (2 Gateway Building), 4th Floor
Newark, NJ 07102
T: (973) 206-3434
<https://www.mdedge.com/neurology>

SHARON FINCH
SVP/Group Publisher

JARED SONNERS
Director, Circulation